

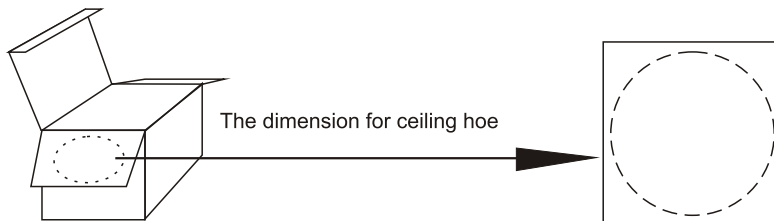


## Ceiling speaker

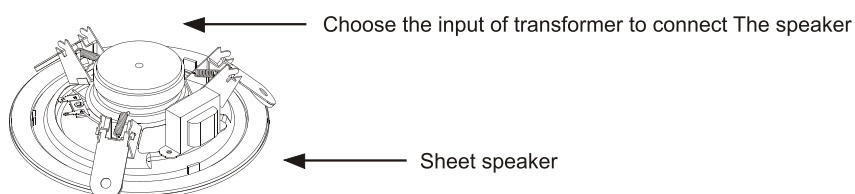
### L65-12W

#### Installation notice:

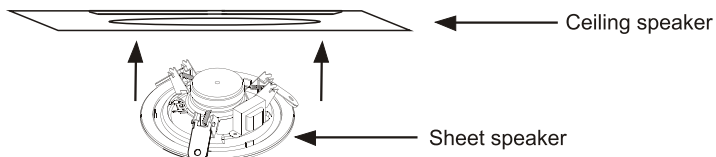
1. Drill a round hole into the ceiling in accordance with the ceiling-drilling picture on the attached cove in the inner box.



2. Choose the required input voltage and output power for connection to facility. For further details, please refer to the instruction on the speaker and the following specifications.



3. After connecting the speaker, pull the fixing frame on speaker vertically, then push it into the round hold on ceiling for fixing.



#### Specification:

Model	L65-12W
Built-in speaker	a 6.5" full range paper speaker
Input power	12W
Output impedance	3W/6W/12W
Input impedance	3.3K $\Omega$ /1.66K $\Omega$ /833 $\Omega$
Input voltage	100V
Output sound pressure level	88dB(1M/W)
Dimension	199*63.7
Weight	0.70KG